











Galaxy Crane System:

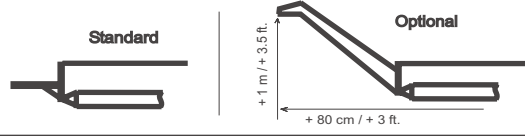
Panther GmbH, Raiffeisenallee 3, 82041 Oberhaching, Germany
Tel: +49-89-613900-01, Fax: +49-89-6131000, www.panther.tv

Parts / Einzelteile:

Code/Nr.	Description/Beschreibung	
125571	Pyramid Pyramide	
123206	Central Pivot Section Mittelteil	
123224	Outrigger 1 (extension) Ausleger 1 (Verlängerung)	
136792	End section Endstück	
122216	Outrigger 2 (platform/remote mount) Ausleger 2 (Aufnahme Plattform/Galgen)	
122215	Outrigger 3 (bucket mount) Ausleger 3 (Aufnahme Gewichtskorb)	
136536	Outrigger 3, short (bucket mount) Ausleger 3, kurz (Aufnahme Gewichtskorb)	
131731	Outrigger 4 (extension for bracing) Ausleger 4 (Verlängerung für Abspannung)	
132245	Outrigger 5 (cone shaped) Ausleger 5 (konisch)	
132272	Outrigger 6 (lightweight) Ausleger 6 (leicht)	

Front side
(remote only):

Vordere Seite
(nur Remote):








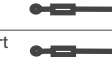










Quick Information

Please look into operating manual for further information!

Schnellinformation

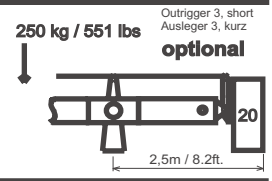
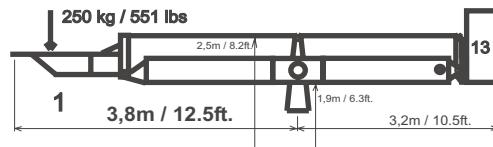
Bitte beachten Sie die Betriebsanleitung für weitere Informationen!

Code/Nr.	Description/Beschreibung	
122410	Platform holder Plattformhalter	
123372	Remote Head Mount Galaxy Remote Galgen Galaxy	
127066	Remote Head Mount Foxy Remote Galgen Foxy	
137011	High Rig Hochausleger	
122516	Counter weight Bucket (80 weights) Gewichtskorb (80 Gewichte)	
149940	Counter weight Bucket (45 weights) Gewichtskorb (45 Gewichte)	
131707	Trapezoid / Trapez	
150023	Trapezoid, compact Trapez, compact	
131708	Anchor Pole variable, back Abspannung variabel, hinten	
136752	Anchor Pole variable, back, short Abspannung variabel, hinten, kurz	
131796	Anchor Pole variable, front Abspannung variabel, vorne	
131829	Base Anchor Pole Basis Abspannung	
131840	Anchor Pole extension Abspannungsverlängerung	
150066	Anchor Pole compact, variable, back Abspannung compact, variabel, hinten	
150024	Anchor Pole compact, variable, back short Abspannung compact, variabel, hinten kurz	
150030	Base Anchor Pole, compact Basis Abspannung, compact	

Platform Versions:

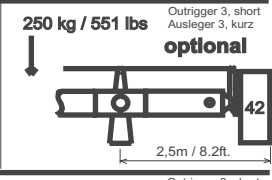
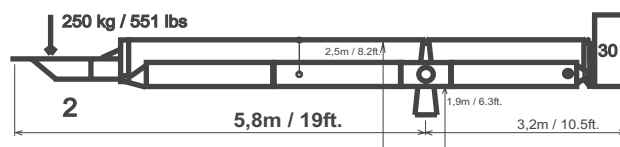
max. Höhe/height: 4,5m/14 ft.
min. Höhe/height: 0m/0 ft.

Base Dolly: Compact Base
Mammoth Base



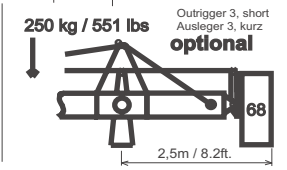
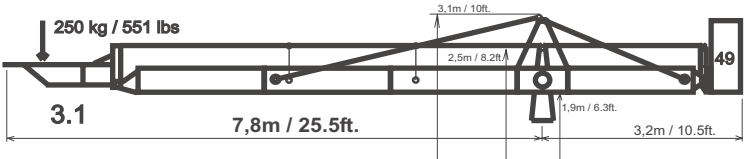
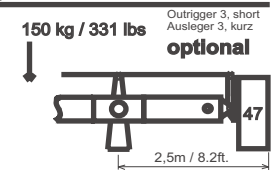
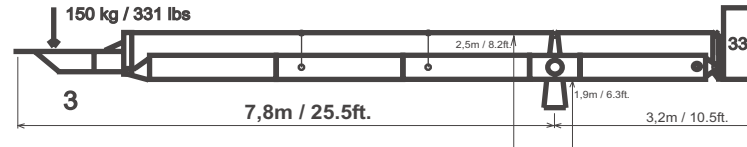
max. Höhe/height: 6m/19 ft.
min. Höhe/height: -2m/-6.5 ft.

Base Dolly: Compact Base
Mammoth Base



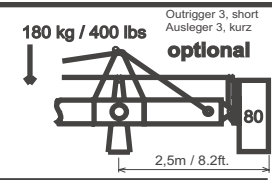
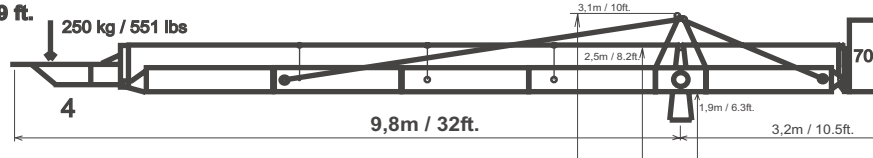
max. Höhe/height: 7,5m/24 ft.
min. Höhe/height: -3,5m/-11.5 ft.

Base Dolly: Compact Base
Mammoth Base



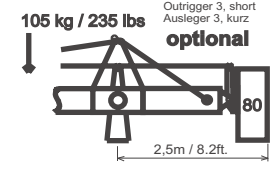
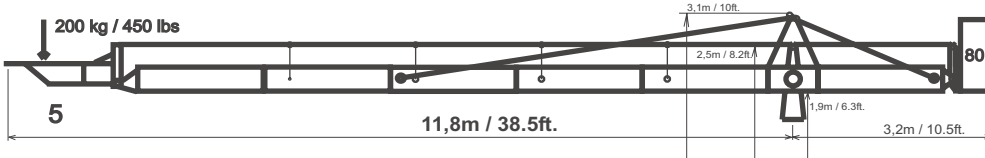
max. Höhe/height: 9m/29 ft.
min. Höhe/height: -5m/-16.5 ft.

Base Dolly: Mammoth Base



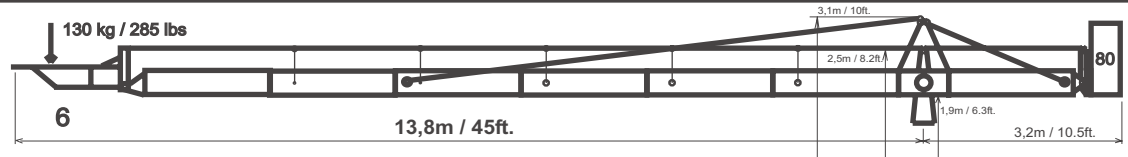
max. Höhe/height: 10,5m/34 ft. min. Höhe/height: -6,5m/-21.5 ft.

Base Dolly: Mammoth Base



max. Höhe/height: 12m/39 ft.
min. Höhe/height: -8m/-26.5 ft.

Base Dolly: Mammoth Base



Remote Versions:

